

## Before you start

- Print the train and the carriages. There are 2 carriage sizes. The large carriages hold 12 Sight Words and the small carriages hold 8 Sight words.
- Like most Sight Word Mania Board Games, this game uses the Mania Cards. If you haven't already printed these, you can print them at [www.SightWordMania.com/mania-cards](http://www.SightWordMania.com/mania-cards)
- Select carriage sizes to suit your child's ability. Select a number of carriages to stretch your child's learning, but not too many so s/he is not overwhelmed. Let your child build the Sight Word Train by assembling the train and selected carriages in a row.

## How To Play


- Place the Mania Cards face down on the table near the train.
- Have your child turn over a card.
- If s/he can read it, s/he can load it onto a carriage. If s/he can't, set it aside for later.
- Repeat this until all the cards are done, or until the carriages are full.
  
- If there are words set aside that couldn't be read, read them with your child, and then play the game again.
- If no cards were set aside, celebrate with a **Happy Train Dance!**





**All Aboard!**

with Sight Word Mania


© 2018 Sight Word Mania









© 2018 Sight Word Mania



© 2018 Sight Word Mania



© 2018 Sight Word Mania



© 2018 Sight Word Mania